



PHOTO: OLGA LOPEZ

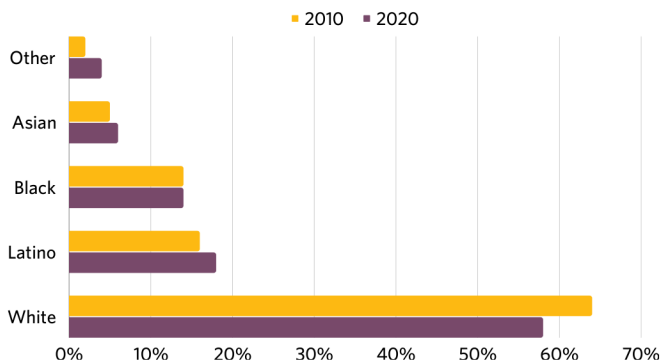
## LATINOS IN ILLINOIS: A Brief Overview 2010 to 2021

### THE LATINO POPULATION IN ILLINOIS<sup>1</sup>

This SOL provides a brief overview of the Latino population in Illinois, highlighting some significant changes between 2010 and 2020/2021<sup>2</sup>.

In Illinois, growth in the Latino population between 2010 and 2021 ensured that the state’s overall population did not decline more dramatically than 1%. Two-thirds of Latinos in the state were born in the United States. 72% of adults and 96% of those under 18 years of age are US citizens. Most Latinos in Illinois live in the Chicago suburbs, but the number of Latinos residing outside of the Chicagoland area continued to increase. In short, this population continues to grow; and we find Latinos residing in increasing numbers throughout the state.

**Figure 1: Change in Population by Select Race/Ethnicity, Illinois, 2010 and 2020**



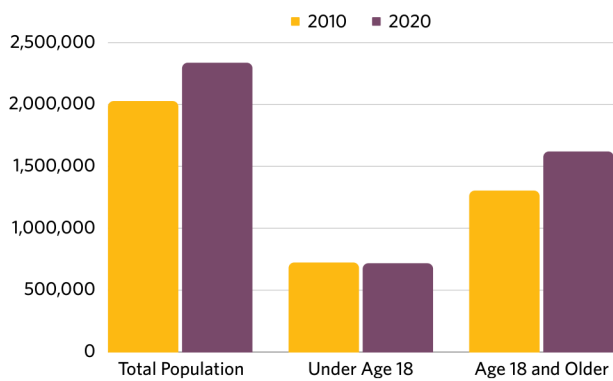
*Between 2010 and 2020, the Latino population in Illinois increased by nearly 240,000 people, or about 12%, while Illinois’ total population decreased by approximately 1%.*

- The decline in Illinois’ total population between 2010 and 2020 is due primarily to the nearly 700,000-person drop in the White population.
- In 2010, Illinois’ total population was 12,830,166. Latinos, with a population of 2,037,316, accounted for approximately 16% of Illinois’ total population.
- In 2020, Illinois’ total population was 12,571,469. Latinos, with a population of 2,277,769, accounted for 18% of Illinois’ total population.

<sup>1</sup> Some of the totals in this SOL do not add to 100 percent due to rounding.

<sup>2</sup> Unless otherwise noted, all data in this SOL are from the U.S. Census Bureau American Community Survey 2010, American Community Survey 2021(ACS21), ACS 2021 (1-Year Estimates), U.S. Census Bureau, and Census 2020 - PL94 Redistricting Data.

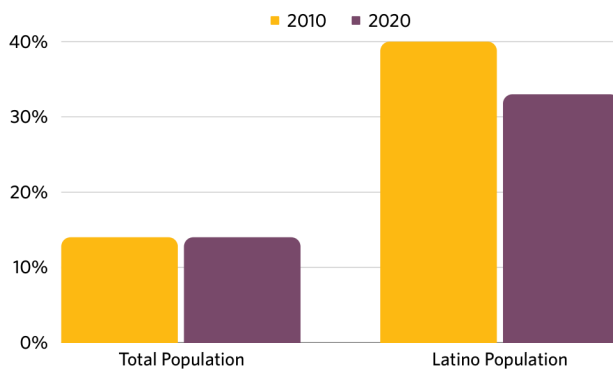
**Figure 2a: Number of Latinos in Illinois: Total Latino Population, Latino Population Under the Age 18, and Latino Population 18 Years of Age and Older, 2010, 2020**



*All the growth in the Latino population between 2010 and 2020 occurred among those 18 Years of age and older.*

- Between 2010 and 2020, the number of Latinos in Illinois under 18 decreased by nearly 6,100, or about 1%.
- Between 2010 and 2020, the number of Latinos in Illinois 18 years of age or older increased by almost 316,000, or about 24%.
  - In 2010, approximately 36% of Illinois' Latino population was under the age of 18, and 64% was older than 18 years of age.
  - In 2020, about 31% of Illinois' Latino population was under the age of 18, and 69% was older than 18 years of age.

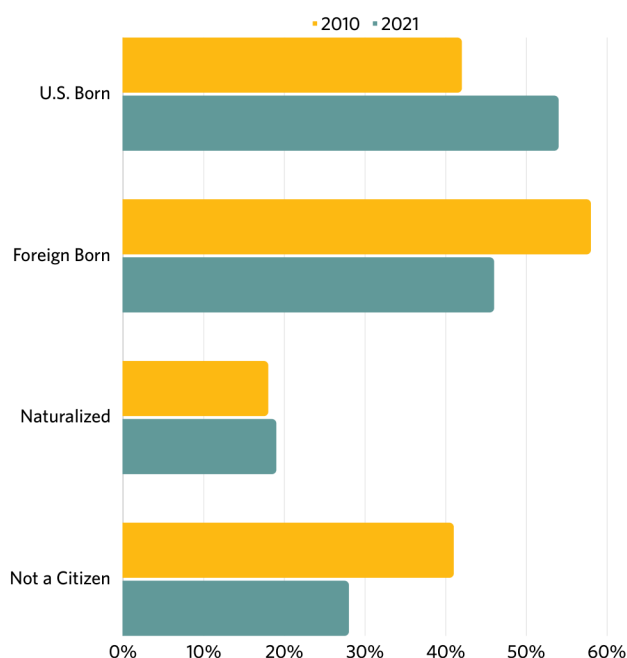
**Figure 2: Percent of Illinois' Total Population and Percent of Illinois' Latino Population That is Foreign-Born, 2010, 2020**



*The number and percentage of foreign-born Latinos in Illinois continued to decline. As of 2020, about 2/3 of Latinos in Illinois were born in the United States.*

- In 2010, 40% of Latinos in Illinois were foreign-born; in 2020, about 33% of Illinois' Latinos were foreign-born.
  - At 14%, the proportion of the total Illinois population that was foreign-born remained stable between 2010 and 2020.

**Figure 3: Percent of Latinos Over the Age of 18 Who are US-Born, Foreign Born, Naturalized Citizens, or Not a Citizen, Illinois, 2010, 2021**



*Between 2010 and 2021, the number and percentage of Latinos in Illinois over the age of 18 who were US citizens (either naturalized or US-born) increased.*

*Both the increase in the percentage and number of Latinos who are US citizens over the age of 18 living in Illinois are driven by US-born Latinos.*

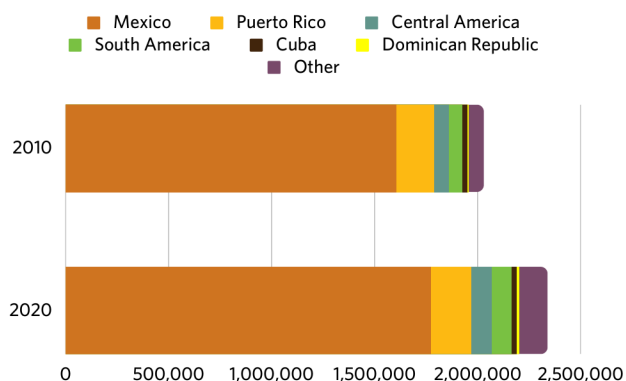
### Latinos 18 and Older

- As of 2021, 1,148,204, or roughly 72%, of Latinos over the age of 18 in Illinois were US citizens, either by birth or through naturalization.
  - In 2010 and 2020, the percentage of Latinos in Illinois over the age of 18 who were naturalized was approximately the same, 18% and 19%, respectively.
  - At the same time, the percentage of the Latinos in Illinois over the age of 18 who were US-born increased by nearly 29%.
- Another way to understand the 2010 to 2021 shift in Latino citizenship status is to examine the percentage of Latinos in Illinois over the age of 18 that are not US citizens.
  - In 2021, 437,534, or 28%, of Latinos in Illinois over 18 were not US citizens, while in 2010, 542,598, or about 41%, of Latinos in Illinois over the age of 18 were not US citizens.

### Latinos Under the Age of 18

- In 2010, approximately 53,000, or 7% were foreign-born; by 2021, that number had dropped to around 27,000 or about 3%.
- In 2010, 92% of Latinos under the age of 18 living in Illinois were US-born; by 2021, that percentage had increased to 96%.

**Figure 4: The Number of Latinos in Illinois by Select Country of Origin, 2010, 2020**

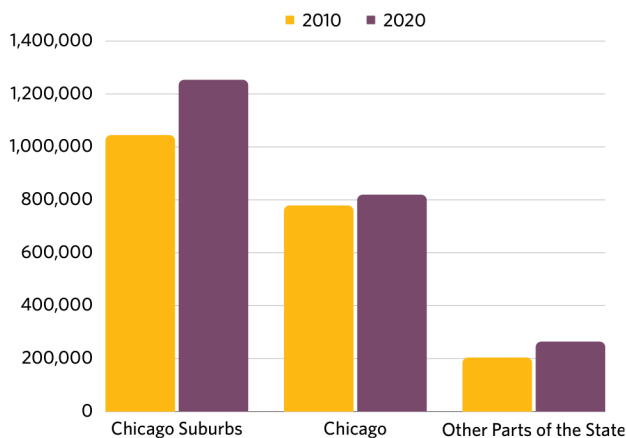


*Latinos in Illinois overwhelmingly identify as Mexican, but the number of Latinos identifying from other areas is increasing.*

*\*Data Note: The number identifying from Central America excludes those identifying as Mexican.*

- In 2020, 1,768,747, or 78% of Latinos in Illinois identified as Mexican.
- In 2010 and 2020, about 9% of Illinois Latinos identified as Puerto Rican.
- In 2020, about 10% of Latinos in Illinois identified as Central American (excluding those who identify as Mexican), South American, Cuban, or Dominican, up from the 8% who did so in 2010.

**Figure 5: Number of Latinos in Illinois Who Live in the Chicago Suburbs, Chicago, and Other Parts of the State, 2010, 2020**



*The majority of Latinos in Illinois live in the Chicago suburbs.*

- In 2010, 51% of Latinos in Illinois lived in the Chicago suburbs; in 2020, that percentage had grown to 54%.
- In 2010, 38% of the Latino population lived in Chicago, and although the number of Latinos living in Chicago increased by nearly 41,000, the percentage of Illinois' Latino population living in Chicago declined to 34%.
- In both 2010 and 2020, 11% of Illinois' Latino population lived in an area of the state outside of Chicago and the Chicago suburbs; however, the actual number of Latinos living in those other areas increased by about 60,000.

## ABOUT SOL

SOL is a series of periodic policy briefs that combine data with insightful analysis from the Latino Policy Forum. The series will provide a unique snapshot of the growth, influence and challenges of the local Latino community, for use by community leaders, urban planners, elected officials, journalists, and anyone interested in building a shared future for all of Illinois.

### Authors

Carlos Lopez  
Noreen Sugrue

### Editor

Graciela González

### Format and Design

Jermaine Smith, Sr.

### President & CEO

Sylvia Puente

### Latino Policy Forum

180 N. Michigan Ave., Suite 1250  
Chicago, IL 60601  
312-376-1766 (tel)

[www.latinopolicyforum.org](http://www.latinopolicyforum.org)